



## MEDIA STATEMENT

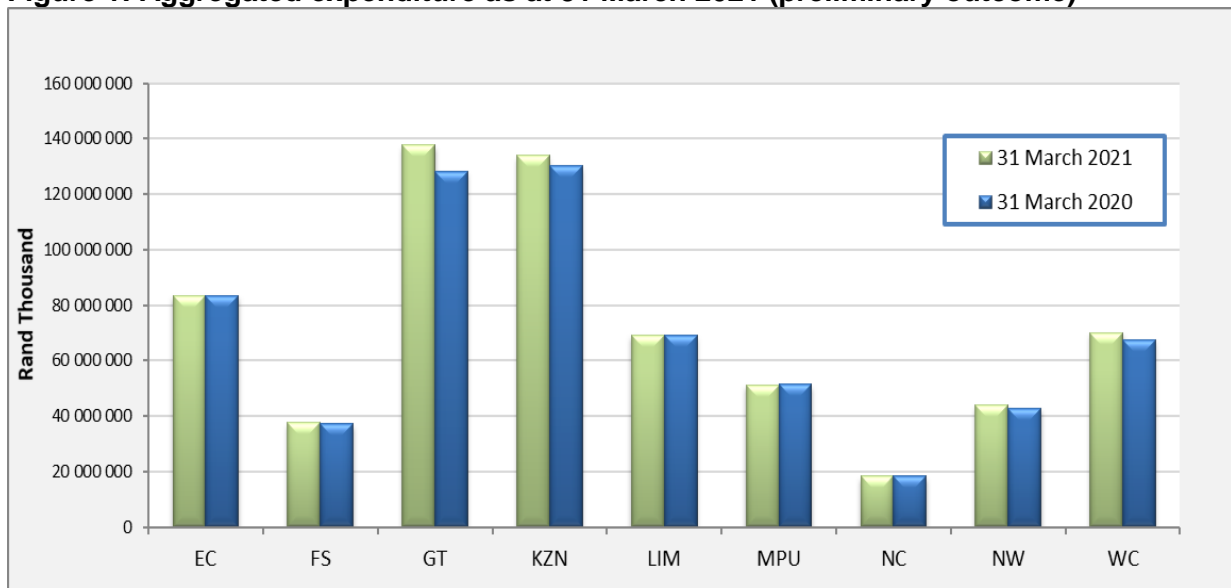
### Provincial Budgets: 2020/21 Financial Year Preliminary Provincial Revenue and Expenditure Outcomes Report

#### SUMMARY

##### *Overall Expenditure Trends – 2020/21 preliminary outcomes*

South African provinces have spent R 645.7 billion, or 97.7 per cent, of their adjusted budget of R660.8 billion according to the preliminary outcomes of the provincial revenue and expenditure report for 2020/21. This represents a 2.7 per cent or R17.1 billion increase compared to the R628.6 billion spent in 2019/20.

**Figure 1: Aggregated expenditure as at 31 March 2021 (preliminary outcome)**

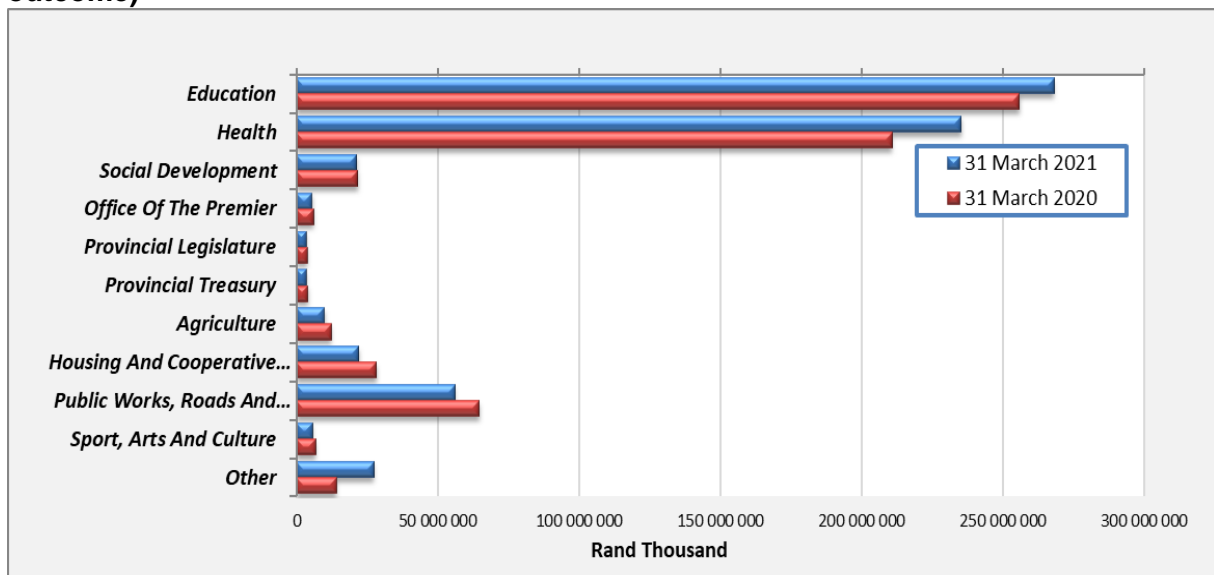


Preliminary spending on **education** for 2020/21 amounts to R263.5 billion or 98.7 per cent of the provincial education adjusted budget of R266.8 billion. This represents a 3 per cent or R7.6 billion increase compared to 2019/20. Education accounts for the largest share of provincial budgets (40.4 per cent).

**Health** expenditure amounts to R231.7 billion, or 98.3 per cent, of the R235.8 billion adjusted budget in 2020/21. This represents a 9.9 per cent or R20.8 billion increase compared to the 2019/20 financial year. Health accounts for the second largest share of provincial budgets (35.7 per cent).

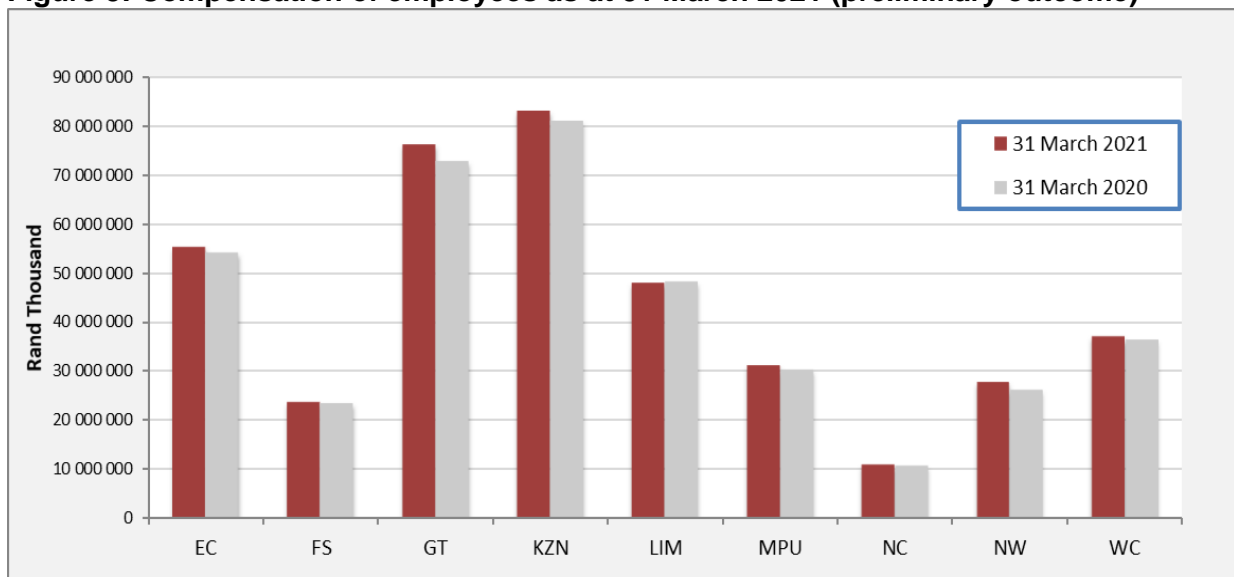
**Social development** expenditure in 2020/21 amounts to R22.7 billion or 95.6 per cent of the R23.8 billion adjusted budget. This represents a 4.7 per cent or R1 billion increase compared to the R21.7 billion spent over the same period in the previous financial year.

**Figure 2: Aggregated expenditure by sector as at 31 March 2021 (preliminary outcome)**



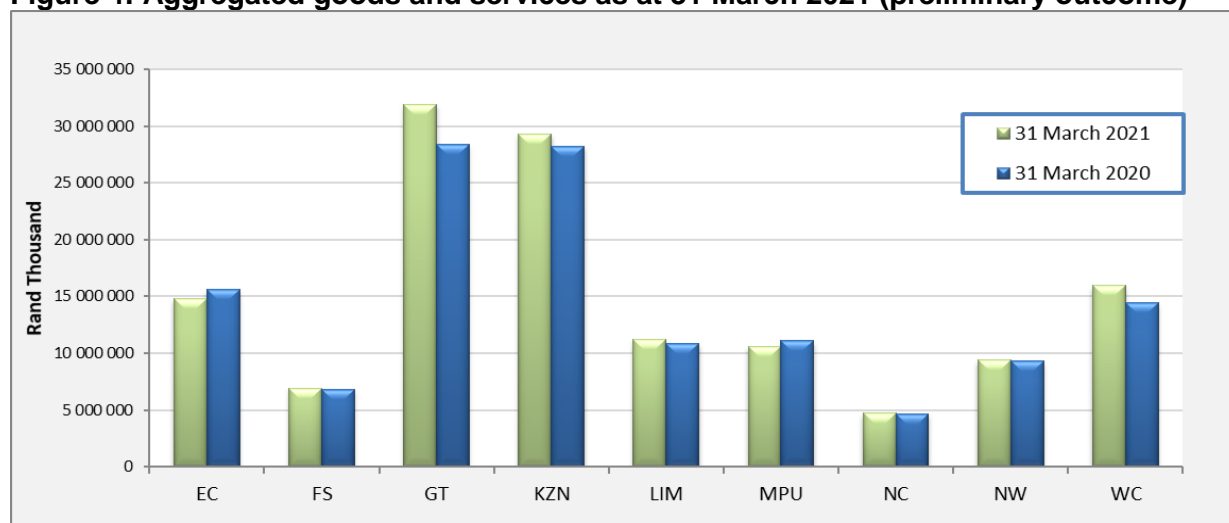
Personnel expenditure (**compensation of employees**) amounts to R393.97 billion or 99.0 per cent of the R397.9 billion adjusted budget as at 31 March 2021. This represents a 2.5 per cent or R9.5 billion increase compared to the 2019/20 financial year.

**Figure 3: Compensation of employees as at 31 March 2021 (preliminary outcome)**



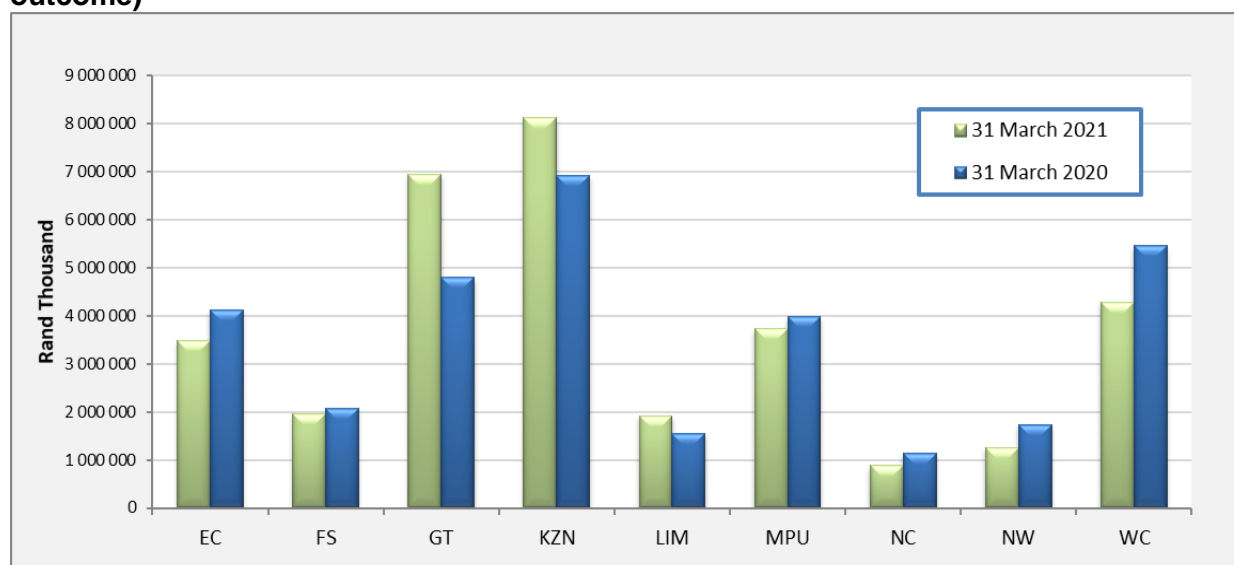
Preliminary spending on **goods and services** amounts to R134.9 billion or 94.7 per cent of the R142.4 billion adjusted budget as at 31 March 2021. This reflects a 4.1 per cent or R5.4 billion increase compared to the 2019/20 financial year.

**Figure 4: Aggregated goods and services as at 31 March 2021 (preliminary outcome)**



In aggregate, expenditure on capital (**payments for capital assets**) amounts to R32.6 billion or 90.1 per cent of the adjusted budget of R36.2 billion. This reflects a 2.5 per cent or R800 million increase compared to the same period in the previous financial year.

**Figure 5: Aggregated payments for capital assets as at 31 March 2021 (preliminary outcome)**



Capital expenditure by provincial education departments amounts to R6.9 billion or 96 per cent of the R7.2 billion adjusted budget. This is R2.7 billion or 27.8 per cent less than the R9.6 billion spent over the same period in the previous financial year.

Capital expenditure by provincial health departments amounts to R13.7 billion or 82.9 per cent of the adjusted budget of R16.5 billion. This represents a R4.4 billion or 48 per cent increase compared to the R9.2 billion spent over the same period in 2019/20.

The second biggest share of provincial capital budgets is for public works, roads and transport (24.2 per cent). Preliminary spending for 2020/21 amounts to R8.7 billion or 98.9 per cent of the R8.8 billion adjusted budget.

Preliminary provincial own revenue collected in 2020/21 amounts to R19.5 billion or 105 per cent of the R18.5 billion revised own revenue budget. By the end of 2020/21, national government had transferred R520.7 billion of the equitable share and R107.7 billion of conditional grants to provinces.

#### Notes to editors

- Published by the National Treasury in terms of Section 32 of the Public Finance Management Act (PFMA), this statement of provincial receipts and payments covers the preliminary outcome of the 2020/21 financial year (1 April 2020 to 31 March 2021). The statement is also available on the Treasury website at [www.treasury.gov.za](http://www.treasury.gov.za). **These figures may be revised as provincial departments have until 31 May 2021 to finalise (and reconcile) their financial statements before they are submitted to the provincial Auditors-General.**
- The information contained in this statement comes from the Section 40(4) PFMA reports submitted by heads of provincial departments to provincial treasuries, who, in turn, submitted to the National Treasury. Therefore, at first instance, queries on spending or budget numbers should be referred to the head of the relevant provincial department. At second instance, queries should be directed to the head of the relevant provincial treasury. On the other hand, queries on conditional grants may be referred to the head of the national department that administers the grant.
- The adjusted figures in this publication consider the *2020 Adjusted Estimates of Provincial Revenue and Expenditure* documents tabled in the provincial legislatures in July and November 2020, and March 2021.

**Issued by National Treasury**  
**Date: 2 June 2021**

